


**NOTES:**

1. ALL DIMENSIONS ARE IN MILLIMETERS.
2. GLASS THICKNESS: 2.7 NOMINAL.
3. WRAP-AROUND PIEZOS ARE LOCATED ON THE BACK SURFACE OF THE GLASS DIRECTLY OPPOSITE THE GRATING PATTERNS (HEIGHT ADDED: 1.6 MAX).
4. FLEXIBLE PRINTED CIRCUIT (FPC) WIRES ARE ROUTED ON THE BOTTOM SURFACE OF THE GLASS DIRECTLY OPPOSITE THE RECEIVE ARRAY PATTERNS (X AND Y AXIS).
5. FLEXIBLE PRINTED CIRCUIT (FPC) WIRE DIRECTLY MATES WITH INTELLITOUCH CONTROLLER PART NUMBER D68054-000 (CTR-270100-IT-RSU-00R).
6. THE TOUCH ACTIVE AREA IS LESS THAN THE VIEWABLE AREA TO FACILITATE SEALING.
7. 5 PCS OF CLEAR TAPE ARE APPLIED ON TOP SIDE  
4 PCS OF CLEAR TAPE ARE APPLIED ON BOTTOM SIDE



line No.	signal assign
1	Y transmit -(GND)
2	Y transmit +
3	Y transmit -(GND)
4	Y receive +
5	Y receive -
6	X receive -
7	X receive +
8	X transmit -(GND)
9	X transmit +
10	X transmit -(GND)

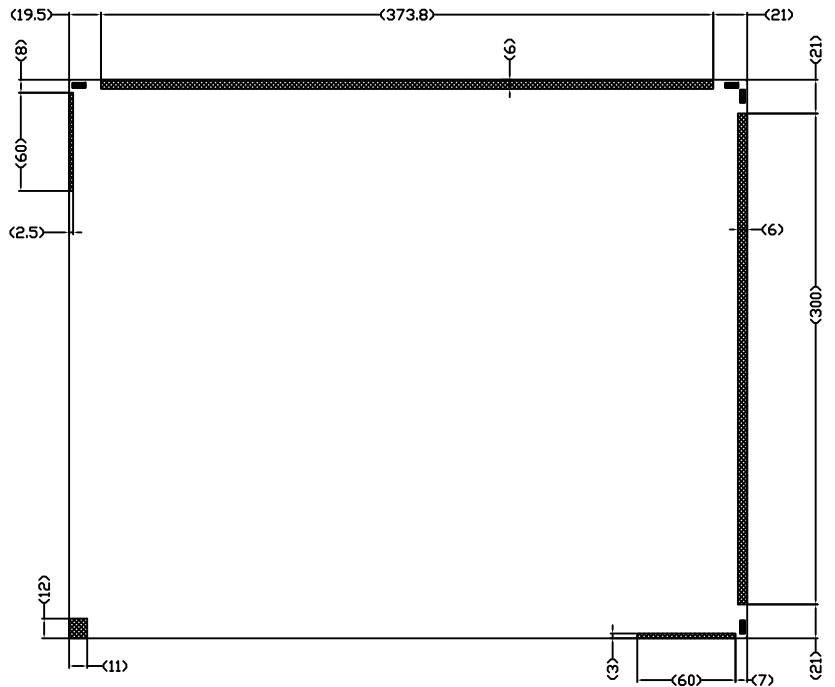
TOUCHSCREEN TABULATION		
PART NUMBER	DESCRIPTION	SURFACE FINISH
E373664	SCN-IT-SFP19.0-B94-J00-R	CLEAR
E214009	SCN-IT-SFP19.0-B94-J03-R	ANTI GLARE

REV	DESCRIPTION	DATE	BY	CHKD
D	REVISED PER ECO-13-0726, REPLACE SCATTER BY PARASITE TAPE	09/18/13	YT	MT
C	REVISED PER ECO-13-002512	02/08/13	YT	MT
B	ECO-12-015013: REBRANDED TO ELO TOUCH SOLUTIONS	09/10/12	BA	DD
A	INITIAL RELEASE PER ECO5478	11/18/05	-	CCB

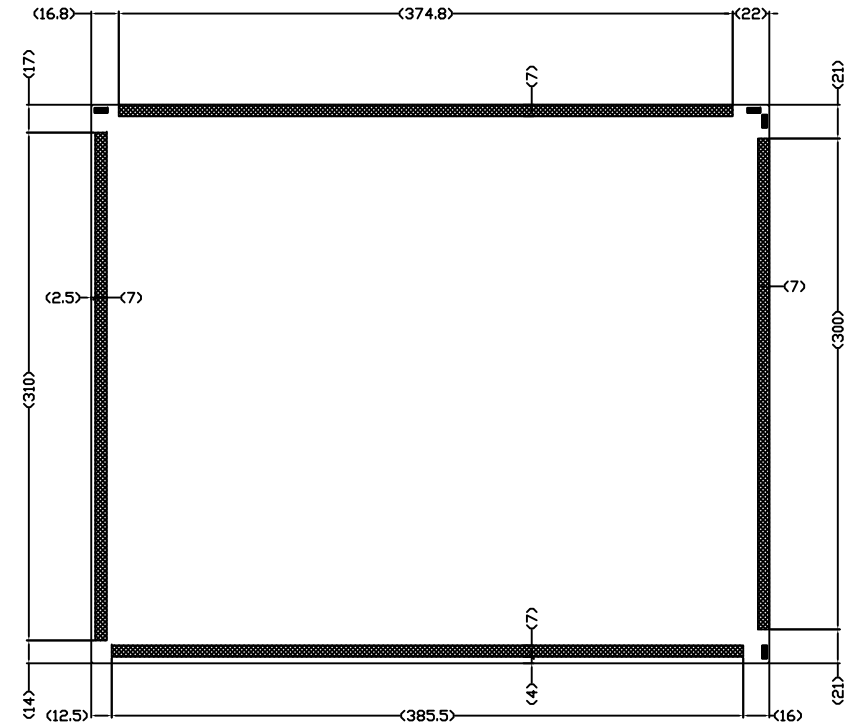
DIMENSIONS:	mm	TOLERANCES UNLESS OTHERWISE SPECIFIED:
		0 PLC ± -
		1 PLC ± -
		2 PLC ± -
		3 PLC ± -
		4 PLC ± -
ANGLES:	1/2°	
SURFACE TEXTURE:	N/A	

DIN	MATERIAL	HEAT TREAT
OK	INTELLITOUCH	-
APVD	<b>elo</b> TOUCH SOLUTIONS	
DIMENSIONAL DRAWING		
SCN-IT-SFP19.0-B94-J0X-R		
SCALE	SHEET	REV
1:1	A2	MS600027
	1	2

LOC	08
DIST	08



TOP PARASITE TAPE POSITION (view from top side)



BOTTOM PARASITE TAPE POSITION (view from top side)

THIS DIMENSIONAL DRAWING IS FOR INFORMATION ONLY AND DOES NOT CONSTITUTE A CONTRACT. THE USER SHALL VERIFY THE DIMENSIONS AND TOLERANCES OF THE PARTS AND SUBASSEMBLIES TO BE USED IN THE ASSEMBLY. THE USER SHALL BE RESPONSIBLE FOR THE PROPER FIT AND FUNCTION OF THE PARTS AND SUBASSEMBLIES. THE USER SHALL BE RESPONSIBLE FOR THE PROPER USE OF THE PARTS AND SUBASSEMBLIES.

LOC 08  
DIST 08

3307-7 (3/11)

P	LTR	REVISION RECORD	DATE	DWN	APVD
-	-	SEE FIRST PAGE	-	-	-

DIMENSIONS: mm

TOLENCES UNLESS OTHERWISE SPECIFIED:

- 0 PLC ± -
- 1 PLC ± -
- 2 PLC ± -
- 3 PLC ± -
- 4 PLC ± -

ANGLES: 1/2°

SURFACE TEXTURE N/A

DWN	-	MATERIAL	-	HEAT TREAT	-
CHK	-	INTELLITOUCH	-		
APVD	-	<b>eio</b> TOUCH SOLUTIONS	-		
NAME	DIMENSIONAL DRAWING				
	SCN-IT-SFP19.0-B94-J03-R				
SCALE	1:1	SIZE	A2	DRAWING NO	MS600027
		SHEET	2	OF	2
		REV			D

8 | 7 | 6 | 5 | 4 | 3 | 2 | 1