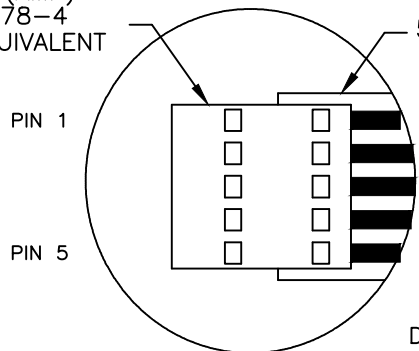


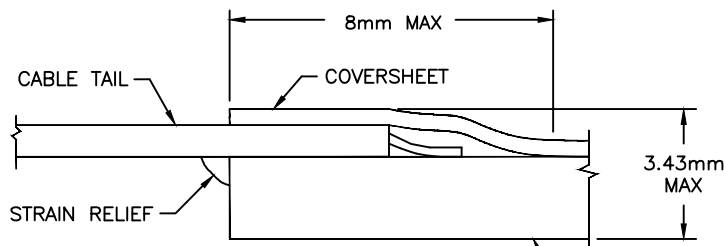
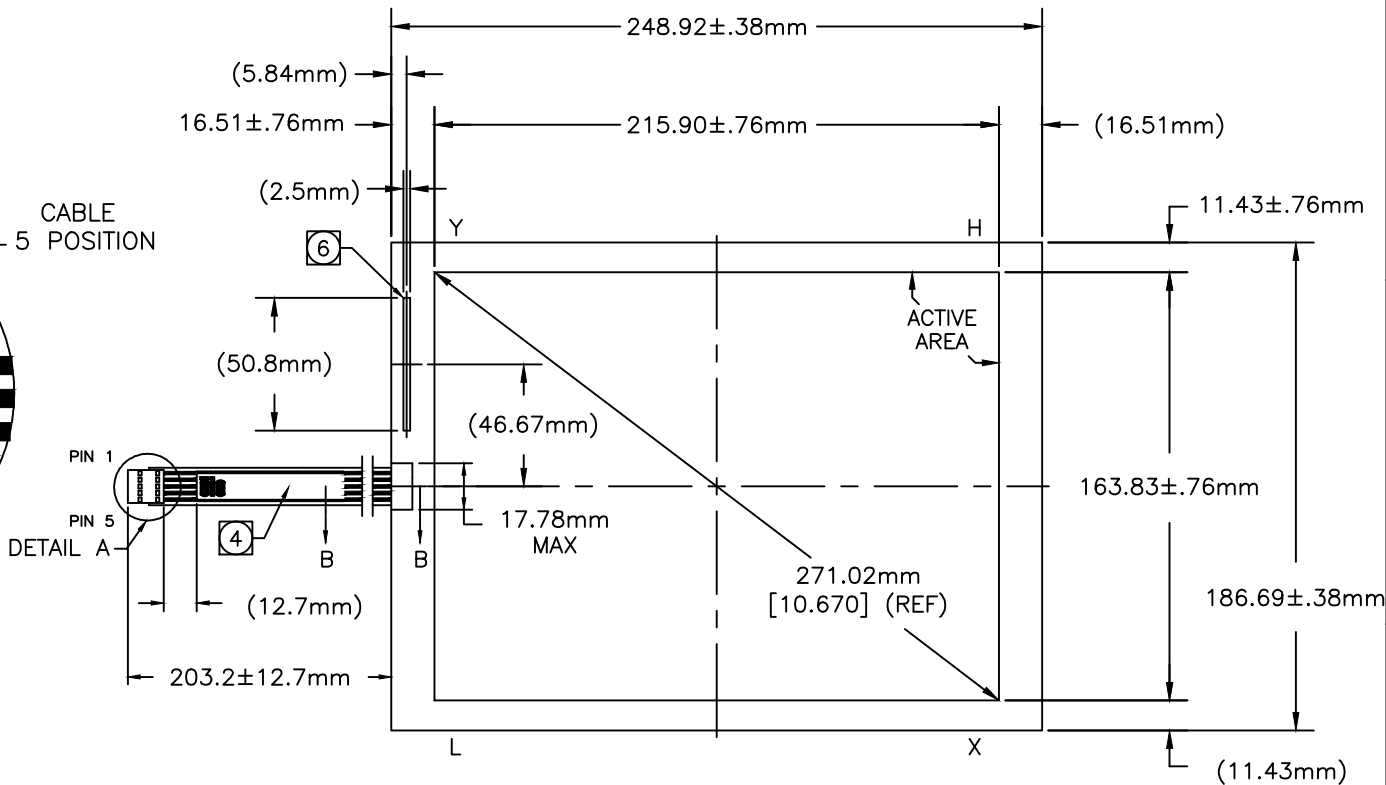
CONNECTOR PINOUT		
PIN NO.	DESIGNATION	
1	H	
2	X	
3	S	
4	Y	
5	L	

THIS DRAWING IS A CONTROLLED DOCUMENT. DRAWING NO. MS600286

TYCO (AMP)
487378-4
OR EQUIVALENT



DETAIL A
NTS



SECTION B-B
NTS

NOTES:

- GLASS THICKNESS 2.36mm NOMINAL.
- FINISHED PART THICKNESS 2.67mm NOMINAL.
- FINISHED PART THICKNESS AT CABLE ATTACHMENT AREA 3.43mm MAX.
- LABEL TO BE ATTACHED TO FRONT SIDE OF CABLE.
- CABLE IS ATTACHED TO THE LEFT SIDE OF TOUCHSCREEN AT CENTER POINT AS SHOWN.
- FINISHED PART THICKNESS AT THE COVERSHEET CONTACT 3.05mm MAX.

REV	DESCRIPTION	DATE	DWG	APP'D
C	REV PER ECO-13-0174, REMOVED TOUCH SOLUTIONS FROM LOGO	06/01/13	DI	
B	REVISED PER ECO-12-015013 ELO TITLE BLOCK WAS TE	09/10/12	DI	
A	INITIAL RELEASE	03/13/06		
P	LTR			

DIMENSIONS: mm		TOLERANCES UNLESS OTHERWISE SPECIFIED:	
\varnothing	\square	0	PLC ± -
		1	PLC ± -
		2	PLC ± -
		3	PLC ± -
		4	PLC ± -
ANGLES ± -		SURFACE TEXTURE N/A	

DWG	MATERIAL ACCUTOUCH	HEAT TREAT
CHK		
APP'D		
NAME DIMENSIONAL DRAWING, SCN-A5-FLT10.4-Z01-OH1-R		
SCALE 1:1	SIZE A2	DRAWING NO MS600286
SHEET 1	OF 1	REV C

THIS INFORMATION IS CONFIDENTIAL AND PROPRIETARY TO ELO TOUCH SOLUTIONS. IT IS NOT TO BE DISCLOSED TO ANYONE, OTHER THAN ELO PERSONNEL, WITHOUT THE AUTHORIZATION FROM ELO (www.elotouch.com).