



[www.elotouch.com](http://www.elotouch.com)

## Quick Installation Guide

# IDS 02 Series Display

### Elo Touch Solutions Technical Support

Online self-help:

[www.elotouch.com/go/websupport](http://www.elotouch.com/go/websupport)

### North America

800-ELO-TOUCH

Tel +1 408 597 8000

Fax +1 408 597 8050

[EloSales.NA@elotouch.com](mailto:EloSales.NA@elotouch.com)

### Europe

Tel +32 (0)16 70 45 00

Fax +32 (0)16 70 45 49

[elosales@elotouch.com](mailto:elosales@elotouch.com)

### Technical Support contacts in your region:

[www.elotouch.com/go/contactsupport](http://www.elotouch.com/go/contactsupport)

### Asia-Pacific

Tel +86 (21) 3329 1385

Fax +86 (21) 3329 1400

[www.elotouch.com.cn](http://www.elotouch.com.cn)

### Latin America

Tel 786-923-0251

Fax 305-931-0124

[EloSales.LATAM@elotouch.com](mailto:EloSales.LATAM@elotouch.com)

[www.elotouch.com](http://www.elotouch.com)

Revision B  
P/N E594746

The information in this document is subject to change without notice. Elo Touch Solutions, Inc. and its Affiliates (collectively "Elo") makes no representations or warranties with respect to the contents herein, and specifically disclaims any implied warranties of merchantability or fitness for a particular purpose. Elo reserves the right to revise this publication and to make changes from time to time in the content hereof without obligation of Elo to notify any person of such revisions or changes.

No part of this publication may be reproduced, transmitted, transcribed, stored in a retrieval system, or translated into any language or computer language, in any form or by any means, including, but not limited to, electronic, magnetic, optical, chemical, manual, or otherwise without prior written permission of Elo Touch Solutions, Inc.

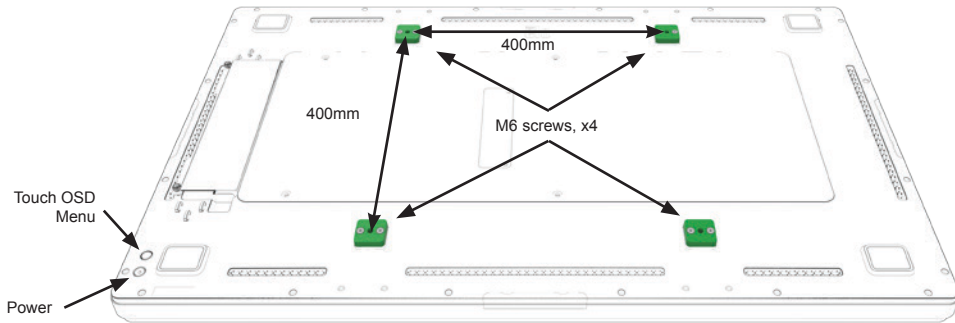
Elo (logo) and Elo Touch Solutions are trademarks of Elo and its Affiliates.



Go to [www.elotouch.com/support](http://www.elotouch.com/support) to download user manual.  
请访问 [www.elotouch.com.cn](http://www.elotouch.com.cn) 获取用户手册请保留备用

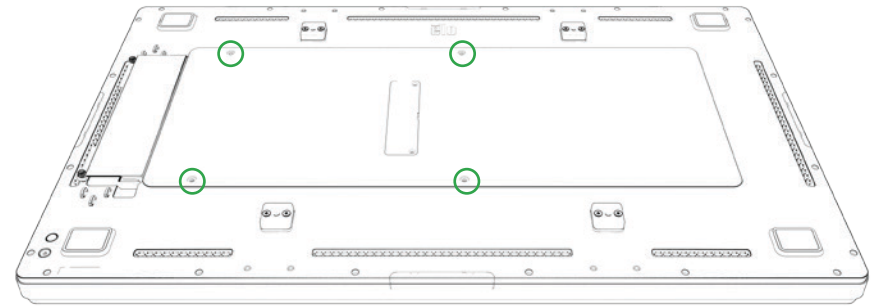
### 1. Mounting IDS Display (VESA Mount)

(Additional low-profile wallmount kit P/N E275050 available at [www.elotouch.com](http://www.elotouch.com))




### 3. Optional Elo Computer Module Mounting

(Do not connect anything other than ECM kit to these mounting holes)



### 2. Connect



### 4. Optional Peripheral Mounting (Fingerprint Reader not compatible with 3202)

Magnetic Stripe Reader	P/N: E001002	Webcam	P/N: E275233
Bar Code Scanner	P/N: E093433	NFC Reader	P/N: E001004
Fingerprint Reader	P/N: E001001		

